

Printer solution

Desktop direct thermal printer




Where positive identification
meets safe, efficient patient care.



Desktop direct thermal printer

PDC Healthcare has designed a best in class printer. This unique printer has been developed specifically to meet the needs of printing wristbands for healthcare patient identification.



Easy loading



Quick imprint



Compatible with all PDC Healthcare direct thermal wristbands

Advantages

- Brand new colourful look !
- New PDC branded user-friendly driver
- Easy media loading
- Designed to hold up to 16,5 cm (6,5") outside diameters rolls
- Supports 2,50 cm (1") and 3,80 cm (1,5") core size rolls
- Ethernet and USB 2.0 connectivity standard
- Quick imprint up to 12,50 cm/sec
- Front LC display to provide printer status



Printer specifications

Part number	PDC2I-DT-PDA
Resolution	203 DPI
Printing method	Direct thermal
Print speed	1, 3, 4, 5 ips
Max. print width	5,2 cm (2,05")
Max. print length	228,6 cm (90")
Label roll capacity	16,5 cm (6,5") OD, 2,5 cm (1") core or 3,8 cm (1,5") core
Processor	32 bits RISC high performance processor
Memory	. 4 Mo Flash memory . 8 Mo SDRxAM . MicroSD card slot for memory expansion, up to 4 GB
Interface	. USB 2.0 (full speed mode) . Internal Ethernet (10/100 Mbps) . 128 x 64 pixels graphic type LCD display with back light . USB host, for scanner or PC keyboard (factory option)
Power	External universal switching power supply . Input : CA 100-240 V . Output : CC 24 V 2 A
Operation switch, button, LED	One power switch, one feed button & one LED (3 colors)
Sensors	. Gap transmissive sensor . Black mark reflective sensor (position adjustable) . Head open sensor
Real time clock	Standard
Printer language	TSPL-EZTM
Environment condition	Operation: : 5~40°C (41~104°F), 25~85% non-condensing Storage: -40~60°C (-40~140°F), 10~90% non-condensing
Safety regulation	FCC Class B, CE Class B, C-Tick Class B, UL, CUL, TÜV/ Safety, CCC
Accessories	. Quick start guide . USB port cable . External universal switching power supply . Power cord
Limited warranty	. Printer: 2 years . Print head: 1 million inches (25 km) or 12 months . Platen: 50 km
Factory option	USB host, for scanner or PC keyboard (factory option)
Bar codes	1D bar code: Code 39, Code 93, Code 128UCC, Code 128 subsets A, B, C, Codabar, Interleave 2 of 5, EAN-8, EAN-13, EAN-128, UPC- A, UPC-E, EAN and UPC 2 (5) digits add-on, MSI, PLESSEY, POSTNET, China POST, RSS-14, Code 11 2D bar code: PDF-417, Maxicode, DataMatrix, QR code, Aztec


Printer instructions




1 To open the printer top cover you just need to pull the tabs located on each side towards the front of the printer.



2 Adjust the support accordingly to the width and place the roll.



3 The wristband must be inserted with the black mark facing down in order to be read by the black mark sensor.



4 Correct placement of the wristband: printing side face up, wristband through the media guides.



5 Every time you change the wristband roll you need to press the feed button once until the end of the wristband feeds through and the light becomes green.



6 You are now ready to print the wristband.



PDC Healthcare UK
5 Hampton Hill Business Park, High Street
TW12 1NP Hampton Hill
United Kingdom
Phone: 0845 600 3376
Email info@pdchealthcare.co.uk
www.pdchealthcare.co.uk

**PDC Healthcare
Europe, Middle East & Africa**
Rue de l'Industrie, 17
1400 Nivelles - Belgium
Phone +32 67 89 56 56
Fax +32 67 21 77 70
Email info@pdchealthcare.eu
www.pdchealthcare.eu